

Thames & Kosmos
89 Ship Street
Providence, RI 02903
Phone: 800-587-2872
thamesandkosmos.com

Thames & Kosmos UK LP.
20 Stone Street,
Cranbrook, Kent TN17 3HE
Phone: 01580 713000
thamesandkosmos.co.uk

EXCAVATION KIT

Ages 5+

GLOW-IN-THE-DARK
DINOSAUR EGG
EXCAVATION

**DIGIT!
DINOS**

CE UK
CA



Item No.: 601639
KIN: 1519386
Moster: 1601652
Made in Thailand

WARNING!
Not suitable for children under 3 years. Choking hazard — small parts may be swallowed or inhaled.

- ▶ Excavate a dinosaur figure from an egg with a chisel tool
- ▶ Contains one of 8 glow-in-the-dark dinosaur figures

WARNING:
CHOKING HAZARD — Small parts. Not for children under 3 yrs.



THAMES & KOSMOS

DEAR PARENTS,

Please provide your child with assistance and support when excavating the dinosaur figure. Before starting the experiment, read through the manual together and be sure to follow it. Please be careful not to let any parts of the kit get into the hands of small children, especially the plaster pieces that are left over after excavating.

WARNING! Not suitable for children under 5 years. For use under adult supervision. Read the instructions before use, follow them and keep them for reference.

Do not inhale plaster dust or bring it into contact with mouth or eyes. Wash hands after use!

Keep the packaging and instructions as they contain important information.

We reserve the right to make technical changes.

HERE'S HOW

Your excavation kit consists of one dinosaur egg with a dinosaur figure inside of it and one chisel tool. You will also need a cup full of water. Before starting your excavation, prepare the work area by spreading a few layers of newspaper over a table surface. For your workplace, choose an area where it won't matter if some of the plaster material falls here and there or some water gets spilled.



The dinosaur egg's plaster material will become quite soft when the egg is placed in water. The longer the egg is in the water, the softer the material will become and the easier the excavation will go. But you can also just soften the outermost layer and then work your way through the harder layers on the interior later on.



Now dig out the dinosaur figure from inside the egg by scraping away the plaster with your chisel. As soon as you come to the dinosaur, work carefully as you expose the entire figure bit by bit. Finally, you can rinse the last remaining plaster bits off the dinosaur figure under running water. Then rinse out the sink.



To find out which dinosaur was in your egg, take a look at the dinosaur facts on the back side. There are a total of 8 different dinosaur figures. Collect them all!

If any parts of this kit are defective, please contact Thames & Kosmos technical support.

1st Edition 2024

© 2017 Franckh-Kosmos Verlags-GmbH & Co. KG, Stuttgart

This work, including all its parts, is copyright protected. Any use outside the specific limits of the copyright law without the consent of the publisher is prohibited and punishable by law. This applies specifically to reproductions, translations, microfilming, and storage and processing in electronic systems and networks. We do not guarantee that all material in this work is free from copyright or other protection.

Project management and text: Dr. Mark Bachofer

Technical product development: Björn Stolpmann

Illustrations, photos, layout, and typesetting: Friedrich Werth, Horb

1st English Edition © 2024 Thames & Kosmos, LLC, Providence, RI, USA

Thames & Kosmos® is a registered trademark of Thames & Kosmos, LLC.

Editing: Ava Tessitore and Hannah Mintz; Additional Graphics and Layout: Dan Freitas;

Distributed in North America by Thames & Kosmos, LLC, Providence, RI 02903; Phone: 800-587-2872; Web:

www.thamesandkosmos.com

Distributed in United Kingdom by Thames & Kosmos UK LP, Cranbrook, Kent TN17 3HE; Phone: 01580 713000;

Web: www.thamesandkosmos.co.uk

We reserve the right to make technical changes.

Printed in Thailand / Imprimé en Thaïlande

601639-02-100924

TYRANNOSAURUS REX

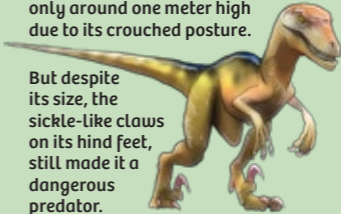


The most famous dinosaur of all: A great meat-eater with powerful teeth. Grew up to 12 meters in length and seven tons in weight.

DEINONYCHUS


Despite a body length of three meters, this fast, agile dinosaur stood only around one meter high due to its crouched posture.

But despite its size, the sickle-like claws on its hind feet, still made it a dangerous predator.



TRICERATOPS

The largest dinosaur from the group of horn-bearing plant-eaters, up to nine meters long and 12 tons in weight. It carried three horns on its skull and had a broad bony frill to protect its neck.




STEGOSAURUS

It had a tiny head, gigantic plates on its back, and a clubbed tail with bony spikes. This plant-eater grew up to nine meters long and weighed up to four tons.




APATOSAURUS



A giant herbivore that lived in herds, it grew up to 26 meters long and weighed up to 35 tons. Its characteristics are a small head with a long neck and an even longer tail.

PACHYCEPHALOSAURUS

Although this dinosaur had impressive spikes on both the back of its head and nose, it probably didn't use these to defend itself against predatory dinosaurs, but rather to protect itself from other males during mating season.



PTERANODON

Not actually true dinosaurs, the pterosaurs ("winged lizards") were nevertheless a closely related group. Pteranodon hunted at sea, mostly for fish, and had a wingspan of up to seven meters.



TUOJIANGOSAURUS

A dinosaur from the stegosaur group. It had pointed bony plates on its back and spines on its tail and shoulders. This enabled the herbivore to defend itself against enemies.



GLOW-IN-THE-DARK

The dinosaur figure that you dug up is not multicolored (like in the pictures above), but a solid yellow-green color. All of the dinosaurs in this series contain a special pigment that glows in the dark after it has been charged in the light of the sun or a lamp. This glowing phenomenon is called phosphorescence.

