



# Warning: Spoiler Alert

On the next page of this document you will find a refill guide for EXIT Adven Calendar — The Hunt for the Golden Book.

You do NOT need this refill guide to play the game

It will also NOT help you solve the puzzles. You ONLY need it, if, during the game you get the impression that puzzle cards or strange items are missing or have slipped into the wrong room. At that point you can use this refill guide to check

Warning: Have the calendar checked **by someone who is not involved in the game** to avoid spoilers!





















**DO NOT read the next page if you want to play the game yourself!**



# ADVENT CALENDAR

The Hunt for the Golden Book — Refill Guide

**IMPORTANT! Make sure that the vertical bars with the correct colour markings are in the right place!**

01	Egypt <b>N</b> 3 keys  <small>Folded picture</small>	02	Alice  empty	03	Lab <b>K1-K4</b> 	04	Machine <b>S1-S3</b> 	05	Bethlehem Stable <b>G1/G2</b> 	06	Recording Studio <b>1 Bell</b> 	07	
	Office <b>D</b> "Telephone Dial" 		Printing Press <b>J</b> 		Spaceship <b>O</b> 		Mirror Room <b>E</b> 		Hotel Reception <b>Q1/Q2</b> 1 jigsaw in a bag 		Ice Sculptures  empty		
	Hotel Room <b>C1/C2</b> 		Garage with Computers <b>i1/i2</b> 		Icebergs <b>L</b> 		Stone Age <b>H1-H8</b> 		Cabin <b>A1/A2</b> 10 small special items 		Sherlock Holmes <b>F1-F7</b> 		
	Sailing Ship <b>M</b> 		Einstein <b>R</b> Paperclip + string in a bag 		Dickens <b>B</b> 		Caravan <b>P</b> 		Brothers Grimm  Second Inlay empty		Attic Room  Second Inlay empty		

Would you like to check the contents of the EXIT Advent Calendar and sort them out if necessary?

Open one of the side flaps and pull the tray out carefully. Put the open tray in front of you as shown.

Sort the contents as shown, then carefully slide the tray back into the case and close the calendar.

